

SPECIFICATION FOR APPROVAL

REF :

PAGE: 1

PROD. NAME	RADIAL INDUCTOR	ABC'S DWG NO. ABC'S ITEM NO.	RB0712□□□□L□-□□□
---------------	-----------------	---------------------------------	------------------

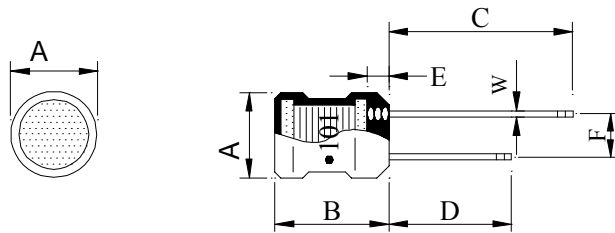
. CONFIGURATION & DIMENSIONS :

Marking :

" ● " : Start

● 101----100 uH (Inductance code)

A	:	6.7±0.5	m/m
B	:	10.0±1.0	m/m
C	:	25.0±5	m/m
D	:	18.0±5	m/m
E	:	2.5 max.	m/m
F	:	3.0±0.5	m/m
W	:	0.65	m/m

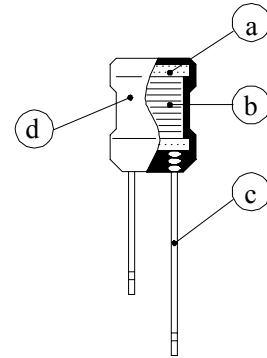


. SCHEMATIC DIAGRAM :



. MATERIALS :

- a . Core : Ferrite DR core
- b . Wire : Enamelled copper wire (Class F)
- c . Lead : Sn/Ag/Cu
- d . Tube : hrinkable tube 125 , 600V
- e . Remark : Products comply with RoHS' requirements



. GENERAL SPECIFICATION :

- a . Temp. rise : 20 max. at rated current.
- b . Storage temp. : -25 ---- +85
- c . Operaing temp. : -20 ---- +80

AR-001A

SPECIFICATION FOR APPROVAL

REF :

PAGE: 2

PROD. NAME	RADIAL INDUCTOR	ABC'S DWG NO.	RB0712□□□□L□-□□□
		ABC'S ITEM NO.	

. ELECTRICAL CHARACTERISTICS :

DWG No.	Inductance (μ H)	Q min.	Test Freq. (Hz)		SRF (MHz) min.	RDC (Ω) max.	IDC (A) max.
			L	Q			
RB0712100KL□-□□□	10 \pm 10%	20	1K	2.520M	16.0	0.07	1.10
RB0712120KL□-□□□	12 \pm 10%	20	1K	2.520M	12.0	0.08	1.00
RB0712150KL□-□□□	15 \pm 10%	20	1K	2.520M	10.0	0.09	0.90
RB0712180KL□-□□□	18 \pm 10%	20	1K	2.520M	10.0	0.10	0.75
RB0712220KL□-□□□	22 \pm 10%	20	1K	2.520M	9.0	0.12	0.70
RB0712270KL□-□□□	27 \pm 10%	20	1K	2.520M	8.0	0.13	0.65
RB0712330KL□-□□□	33 \pm 10%	20	1K	2.520M	7.0	0.15	0.60
RB0712390KL□-□□□	39 \pm 10%	20	1K	2.520M	6.0	0.16	0.55
RB0712470KL□-□□□	47 \pm 10%	20	1K	2.520M	6.0	0.18	0.45
RB0712560KL□-□□□	56 \pm 10%	20	1K	2.520M	5.0	0.21	0.40
RB0712680KL□-□□□	68 \pm 10%	20	1K	2.520M	5.0	0.24	0.36
RB0712820KL□-□□□	82 \pm 10%	20	1K	2.520M	5.0	0.35	0.34
RB0712101KL□-□□□	100 \pm 10%	20	1K	0.796M	4.0	0.40	0.32
RB0712121KL□-□□□	120 \pm 10%	20	1K	0.796M	4.0	0.45	0.30
RB0712151KL□-□□□	150 \pm 10%	20	1K	0.796M	3.5	0.50	0.28
RB0712181KL□-□□□	180 \pm 10%	20	1K	0.796M	3.0	0.75	0.26
RB0712221KL□-□□□	220 \pm 10%	20	1K	0.796M	3.0	0.90	0.24
RB0712271KL□-□□□	270 \pm 10%	20	1K	0.796M	2.5	1.00	0.22
RB0712331KL□-□□□	330 \pm 10%	20	1K	0.796M	2.5	1.10	0.20
RB0712391KL□-□□□	390 \pm 10%	20	1K	0.796M	2.0	1.20	0.18
RB0712471KL□-□□□	470 \pm 10%	20	1K	0.796M	2.0	1.50	0.16
RB0712561KL□-□□□	560 \pm 10%	20	1K	0.796M	2.0	1.80	0.15

1). □ : Packafing information... [A]: Bulk

2). "-□□□":Reference code

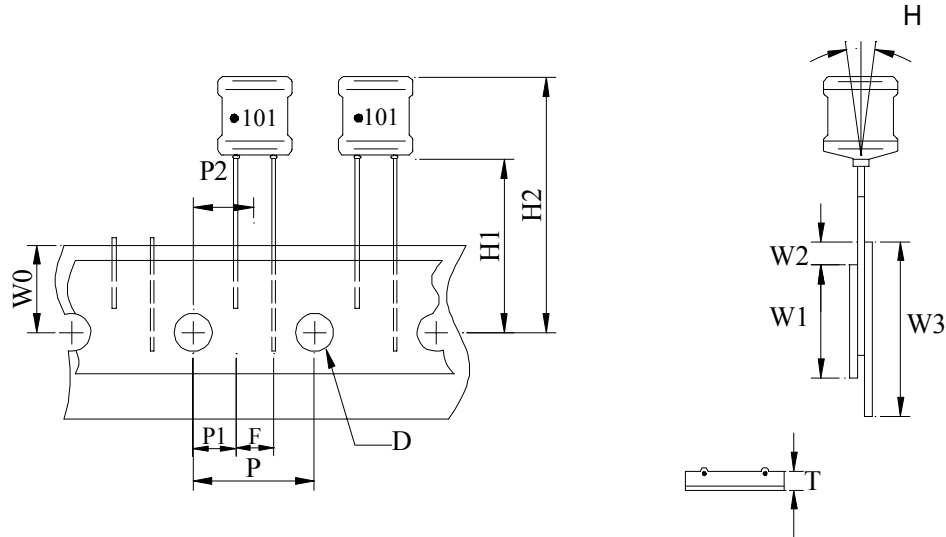
SPECIFICATION FOR APPROVAL

REF :

PAGE: 3

PROD. NAME	RADIAL INDUCTOR	ABC'S DWG NO.	RB0712□□□□L□-□□□
		ABC'S ITEM NO.	

. TAPED PACKAGE DIMENSIONS :



500 PCS / REEL

ITEM	SYMBOL	SPECIFICATION			
		MILIMETER		INCH	
		SIZE	TOLERANCE	SIZE	TOLERANCE
TAPE FEED HOLE DIAMETER	D	4.00	±0.20	0.157	±0.008
COMPONENT LEAD PITCH	F	3.00	±0.50	0.200	±0.020
FRONT-TO-REAR DEFLECTION	H	2.00	MAX.	0.079	MAX.
FEED HOLE TO BOTTOM OF COMPONENT	H1	18.50	±0.80	0.728	±0.040
FEED HOLE TO OVERALL COMPONENT HEIGHT	H2	30.50	MAX.	1.280	MAX.
FEED HOLE PITCH	P	12.70	±0.30	0.500	±0.012
LEAD LOCATION	P1	4.85	±0.70	0.152	±0.028
CENTER OF COMPONENT LOCATION	P2	6.35	±1.30	0.250	±0.051
OVERALL TAPED PACKAGE THICKNESS	T	1.42	MAX.	0.056	MAX.
FEED HOLE LOCATION	W0	9.00	±0.50	0.354	±0.020
ADHESIVE TAPE WIDTH	W1	15.00	±0.50	0.598	±0.020
ADHESIVE TAPE POSITION	W2	4.00	MAX.	0.157	MAX.
TAPE WIDTH	W3	18.00	±0.50	0.709	±0.020

AR-001A

